

Energy performance certificate (EPC)

2, Oxford Avenue
BOOTLE
L20 9HR

Energy rating

D

Valid until: 8 November 2028

Certificate number: 0918-8914-7259-6618-3964

Property type

Semi-detached house

Total floor area

250 square metres

Rules on letting this property

Properties can be let if they have an energy rating from A to E.

You can read [guidance for landlords on the regulations and exemptions \(https://www.gov.uk/guidance/domestic-private-rented-property-minimum-energy-efficiency-standard-landlord-guidance\)](https://www.gov.uk/guidance/domestic-private-rented-property-minimum-energy-efficiency-standard-landlord-guidance).

Energy efficiency rating for this property

This property's current energy rating is D. It has the potential to be C.

[See how to improve this property's energy performance.](#)

Score	Energy rating	Current	Potential
92+	A		
81-91	B		
69-80	C		72 c
55-68	D	56 D	
39-54	E		
21-38	F		
1-20	G		

The graph shows this property's current and potential energy efficiency.

Properties are given a rating from A (most efficient) to G (least efficient).

Properties are also given a score. The higher the number the lower your fuel bills are likely to be.

For properties in England and Wales:

- the average energy rating is D
- the average energy score is 60

Breakdown of property's energy performance

This section shows the energy performance for features of this property. The assessment does not consider the condition of a feature and how well it is working.

Each feature is assessed as one of the following:

- very good (most efficient)
- good
- average
- poor
- very poor (least efficient)

When the description says "assumed", it means that the feature could not be inspected and an assumption has been made based on the property's age and type.

Feature	Description	Rating
Wall	Solid brick, as built, no insulation (assumed)	Poor
Roof	Pitched, 300 mm loft insulation	Very good
Roof	Roof room(s), insulated	Poor
Window	Partial double glazing	Poor
Main heating	Boiler and radiators, mains gas	Good
Main heating control	Programmer, room thermostat and TRVs	Good
Hot water	From main system	Good
Lighting	Low energy lighting in 28% of fixed outlets	Average
Floor	Suspended, no insulation (assumed)	N/A
Secondary heating	Room heaters, electric	N/A

Primary energy use

The primary energy use for this property per year is 247 kilowatt hours per square metre (kWh/m²).

► [What is primary energy use?](#)

Environmental impact of this property

This property's current environmental impact rating is E. It has the potential to be D.

Properties are rated in a scale from A to G based on how much carbon dioxide (CO2) they produce.

Properties with an A rating produce less CO2 than G rated properties.

An average household produces

6 tonnes of CO2

This property produces

11.0 tonnes of CO2

This property's potential production

6.8 tonnes of CO2

By making the [recommended changes](#), you could reduce this property's CO2 emissions by 4.2 tonnes per year. This will help to protect the environment.

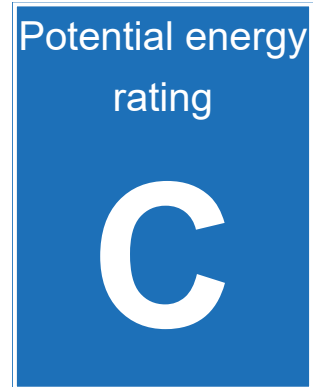
Environmental impact ratings are based on assumptions about average occupancy and energy use. They may not reflect how energy is consumed by the people living at the property.

Improve this property's energy performance

By following our step by step recommendations you could reduce this property's energy use and potentially save money.

Carrying out these changes in order will improve the property's energy rating and score from D (56) to C (72).

[Do I need to follow these steps in order?](#)



Step 1: Internal or external wall insulation

Typical installation cost

£4,000 - £14,000

Typical yearly saving

£329

Potential rating after completing step 1

62 | D

Step 2: Floor insulation (suspended floor)

Typical installation cost

£800 - £1,200

Typical yearly saving

£123

Potential rating after completing steps 1 and 2

64 | D

Step 3: Low energy lighting

Typical installation cost

£65

Typical yearly saving

£69

Potential rating after completing steps 1 to 3

Step 4: Solar water heating

Typical installation cost

£4,000 - £6,000

Typical yearly saving

£59

Potential rating after completing steps 1 to 4

Step 5: Double glazed windows

Replace single glazed windows with low-E double glazed windows

Typical installation cost

£3,300 - £6,500

Typical yearly saving

£74

Potential rating after completing steps 1 to 5

Step 6: Solar photovoltaic panels, 2.5 kWp

Typical installation cost

£5,000 - £8,000

Typical yearly saving

£301

Potential rating after completing steps 1 to 6

Paying for energy improvements

You might be able to get a grant from the [Boiler Upgrade Scheme \(https://www.gov.uk/guidance/check-if-you-may-be-eligible-for-the-boiler-upgrade-scheme-from-april-2022\)](https://www.gov.uk/guidance/check-if-you-may-be-eligible-for-the-boiler-upgrade-scheme-from-april-2022). This will help you buy a more efficient, low carbon heating system for this property.

[Find energy grants and ways to save energy in your home \(https://www.gov.uk/improve-energy-efficiency\)](https://www.gov.uk/improve-energy-efficiency).

Estimated energy use and potential savings

Estimated yearly energy cost for this property

£2396

Potential saving

£655

The estimated cost shows how much the average household would spend in this property for heating, lighting and hot water. It is not based on how energy is used by the people living at the property.

The potential saving shows how much money you could save if you [complete each recommended step in order](#).

For advice on how to reduce your energy bills visit [Simple Energy Advice \(https://www.gov.uk/improve-energy-efficiency\)](https://www.gov.uk/improve-energy-efficiency).

Heating use in this property

Heating a property usually makes up the majority of energy costs.

Estimated energy used to heat this property

Type of heating	Estimated energy used
Space heating	34611 kWh per year
Water heating	3501 kWh per year

Potential energy savings by installing insulation

Type of insulation	Amount of energy saved
Solid wall insulation	5883 kWh per year

Contacting the assessor and accreditation scheme

This EPC was created by a qualified energy assessor.

If you are unhappy about your property's energy assessment or certificate, you can complain to the assessor directly.

If you are still unhappy after contacting the assessor, you should contact the assessor's accreditation scheme.


Accreditation schemes are appointed by the government to ensure that assessors are qualified to carry out EPC assessments.

Assessor contact details

Assessor's name

Patrick Robinson

Telephone

07764254505 

Email

paddyever@yahoo.co.uk

Accreditation scheme contact details


Accreditation scheme

Stroma Certification Ltd

Assessor ID

STRO021070

Telephone

0330 124 9660 

Email

certification@stroma.com

Assessment details

Assessor's declaration

No related party

Date of assessment

9 November 2018


Date of certificate

9 November 2018

Type of assessment

 [RdSAP](#)

Other certificates for this property

If you are aware of previous certificates for this property and they are not listed here, please contact us at dluhc.digital-services@levellingup.gov.uk or call our helpdesk on [020 3829 0748](tel:02038290748)  (Monday to Friday, 9am to 5pm).

There are no related certificates for this property.